







The Verne

Portland, DT5 1EG

 4  2  2  F

Asking Price
£535,000 Freehold



The Verne


Portland, DT5 1EG

- Stunning Panoramic Direct Sea Views
- Positioned On A Vast Private Plot
- Semi-Detached Family Home
- Four Double Bedrooms
- Generous Sized Open Plan Living/Dining Room
- Kitchen & Utility Room
- Sizeable Conservatory Boasting Sea Views
- Three Large Garages
- Family Bathroom & En-suite
- Viewings Highly Advised





A SUBSTANTIAL FAMILY RESIDENCE boasting truly STUNNING DIRECT PANORAMIC SEA VIEWS. This impressive family home boasting FOUR DOUBLE BEDROOMS, a vast open plan LIVING/DINING ROOM, fitted KITCHEN & UTILITY ROOM, generous sized rear aspect CONSERVATORY, family BATHROOM & EN-SUITE. To the front there is OFF ROAD PARKING leading to a large integral GARAGE, the rear garden is a FANTASTIC SPACE with the further benefit of TWO additional GARAGES/STORE.



Approaching the property this home offers great curb appeal with a large low maintenance garden leading to the porch as well as the integral garage, glorious sea glimpses are on offer from the front aspect. Stepping into the spacious porch which offers a great additional snug area as well as providing convenient storage for coats and shoes. From this space the inner hallway leads you around the home, there is also a downstairs WC. Your spacious kitchen enjoys spectacular rear aspect views over the garden surrounding the home, as well as providing ample base and wall wooden kitchen units with worktops over. Adjoining the kitchen is a generously-sized utility room which shares a similar traditional wooden finish with ample storage available, there is additional plumbing for various undercounter white goods and additional access to the garden. In addition there is access into the large internal garage which easily accommodates a modern vehicle and presents useful storage space. Moving across to the living area which presents modern open-plan with a great flow through the home. A spacious lounge area provides a serene spot to relax with the dining area just moments away to accommodate hosting family and friends. From this space the room naturally flows out toward a large rear aspect conservatory adding to the space available for hosting and watching the world pass by.

Ascending the stairway to the first floor you have access to all four bedrooms, family bathroom as well as additional storage as access to the loft space. The rear aspect master bedroom provides the best views in the home of the surround, in addition offers a generous double room with plenty of fitted storage and a shower ensuite.

Leading down the hall next is the family bathroom offering an inset bath, vanity sink unit and low level WC.

At the end of the hall is bedroom four which is currently utilised as a home office/study.

To finalise the internal accommodation are two further double bedrooms offering a front aspect and great space for surrounding furniture.

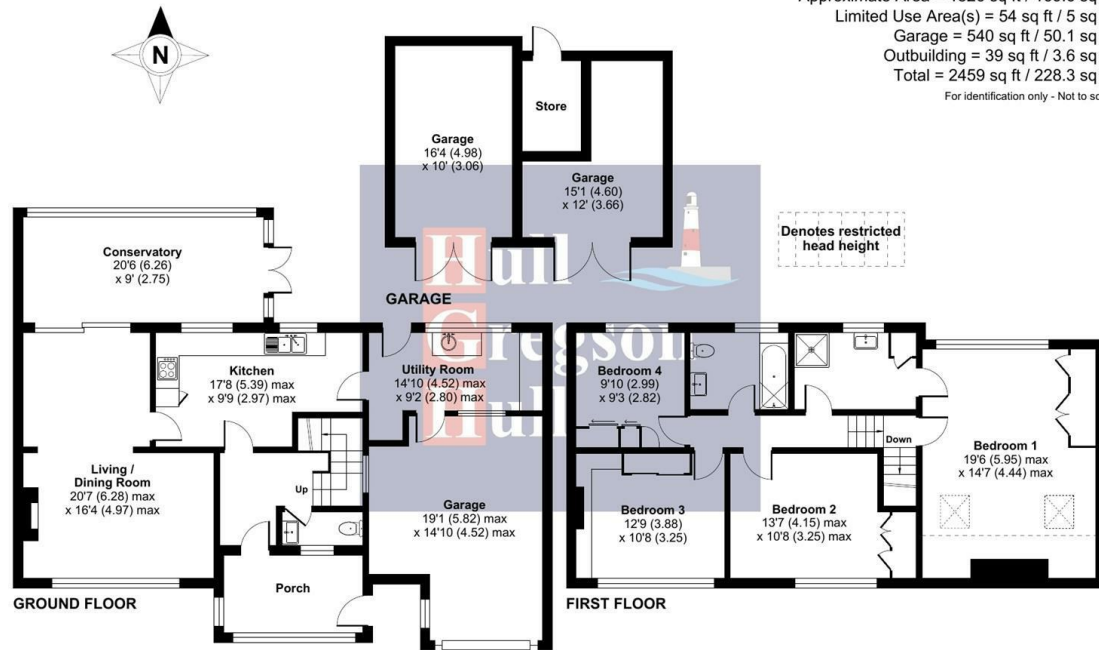
Externally the expansive corner plot is both unique and impressive providing an incredible outlook on the surrounding. Breath-taking views of the entirety of Chesil Beach and as far reaching as Swanage in the opposite direction. There is an array of seating spots on offer to soak up the views and sunshine. The extensive garden includes a 'Post Room', large greenhouse, a section of internal storage inside one garage. There is double gated wooden barn doors onto the driveway, perfect for large vehicle access. Finally there are two separate large stone garages.

This property truly must be viewed to be appreciated.



The Verne, Portland, DT5

Approximate Area = 1826 sq ft / 169.6 sq m
 Limited Use Area(s) = 54 sq ft / 5 sq m
 Garage = 540 sq ft / 50.1 sq m
 Outbuilding = 39 sq ft / 3.6 sq m
 Total = 2459 sq ft / 228.3 sq m
 For identification only - Not to scale



Floor plan produced in accordance with RICS Property Measurement 2nd Edition, incorporating International Property Measurement Standards (IPMS2 Residential). © rnhcom 2025. Produced for Hull Gregson & Hull (Portland) Ltd. REF: 1342709

- Porch**
- Living/Dining Room**
20'7" max x 16'4" max (6.27m max x 4.98m max)
- Kitchen**
17'8" max x 9'9" max (5.38m max x 2.97m max)
- Utility Room**
14'10" max x 9'2" max (4.52m max x 2.79m max)
- Conservatory**
20'6" x 9' (6.25m x 2.74m)
- Integral Garage**
19'1" max x 14'10" max (5.82m max x 4.52m max)
- Bedroom One**
19'6" max x 14'7" max (5.94m max x 4.45m max)
- En-suite**
- Bedroom Two**
13'7" max x 10'8" max (4.14m max x 3.25m max)
- Bedroom Three**
12'9" x 10'8" (3.89m x 3.25m)
- Bedroom Four**
9'10" x 9'3" (3.00m x 2.82m)
- Family Bathroom**
- Garage Two**
16'4" x 10' (4.98m x 3.05m)
- Garage Three**
15'1" x 12' (4.60m x 3.66m)

Additional information

The following details have been provided by the vendor, as required by Trading Standards. These details should be checked by your legal representative for accuracy.

- Property type: Semi-Detached
- Property construction: Standard
- Tenure: Freehold
- Mains - Electricity - Supplied via HMP The Verne
- Mains Water & Sewage: Supplied via HMP The Verne.
- Heating Type: Gas Fire & Oil heating
- Broadband/Mobile signal/coverage: For further details please see the Ofcom Mobile Signal & Broadband checker. checker.ofcom.org.uk/

Disclaimer

These particulars, whilst believed to be accurate are set out as a general outline only for guidance and do not constitute any part of an offer or contract. Intending purchasers should not rely on them as statements of representation of fact, but must satisfy themselves by inspection or otherwise as to their accuracy. All measurements are approximate. Any details including (but not limited to): lease details, service charges, ground rents, property construction, services, & covenant information are provided by the vendor and you should consult with your legal advisor/ satisfy yourself before proceeding. No person in this firms employment has the authority to make or give any representation or warranty in respect of the property.

